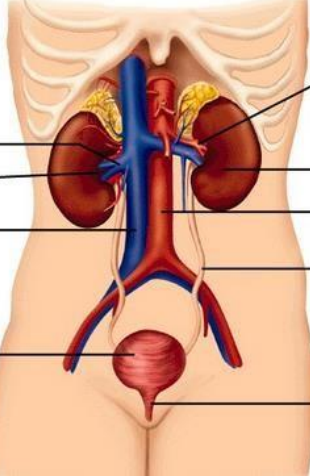
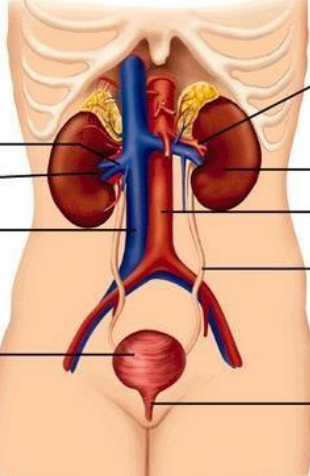
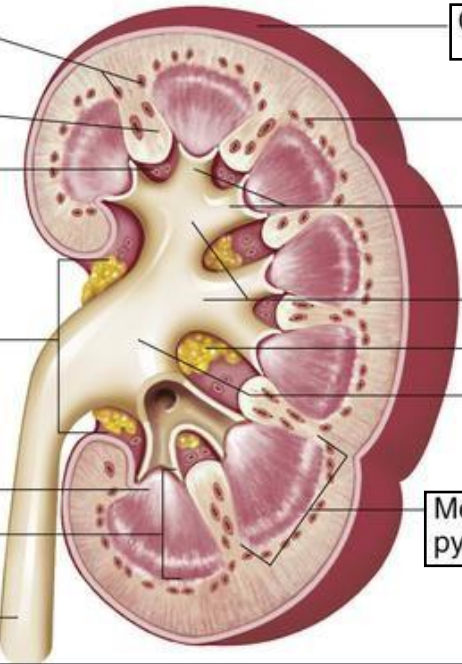


WORKSHEETS (LEMBAR KERJA)

Mata Kuliah : Anatomi
 Materi : Anatomi Urinari
 NIM>Nama Mahasiswa : 2110101019/Aris fatmala

No	Keterangan	Pembahasan
1	<p>Urinary System</p>  <p>Renal Vein</p> <p>Hilum</p> <p>Inferior Vena Cava</p> <p>Urinary Bladder</p>	 <p>Renal artery Renal Artery</p> <p>Kidney</p> <p>Abdominal aorta Aorta</p> <p>Ureter Ureter</p> <p>Urethra Urethra</p>
	<p>Interlobular Arteries</p> <p>Renal Column</p> <p>Renal sinus</p> <p>Hilum</p> <p>Renal papilla of Pyramid</p> <p>Medulla</p> <p>Ureter</p>	 <p>Capsule (fibrous) Fibrous Capsule</p> <p>Cortex</p> <p>Minor calyx Minor Calyx</p> <p>Major calyx</p> <p>Fat</p> <p>Renal pelvis</p> <p>Medulla Pyramid</p>