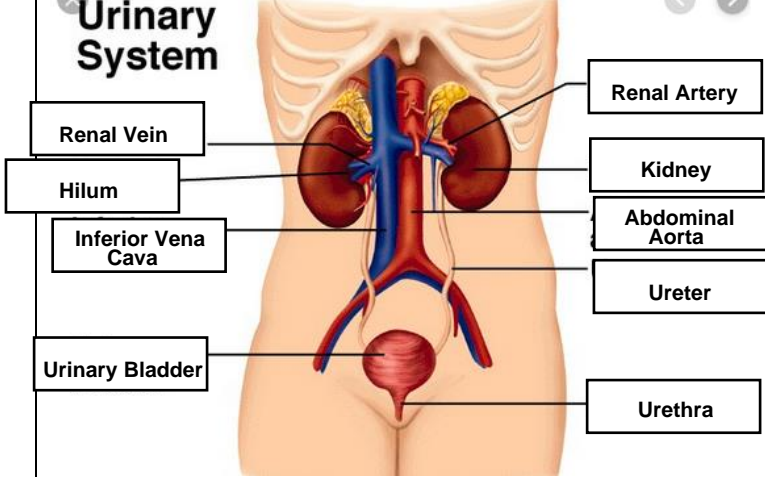
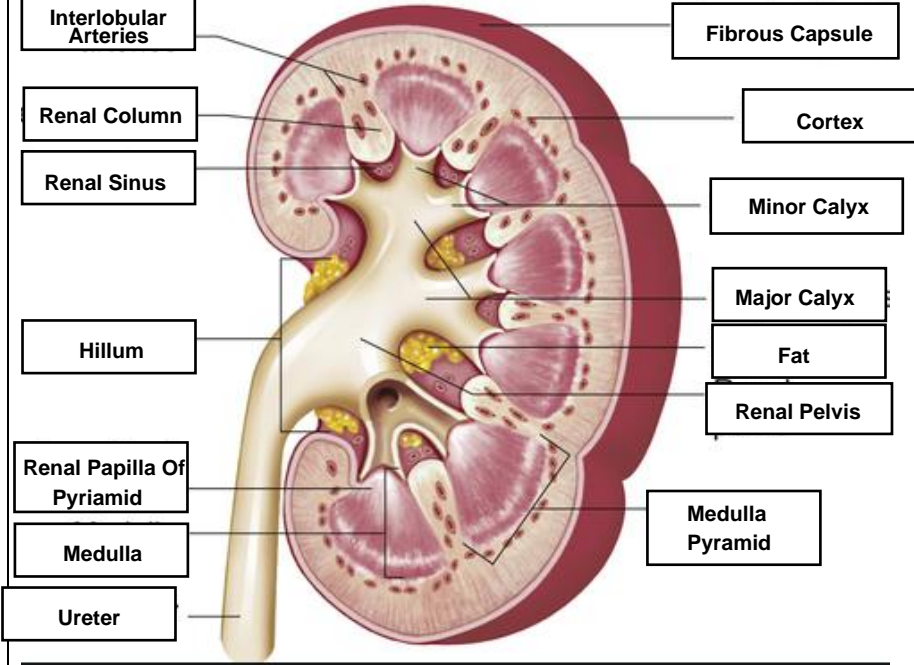
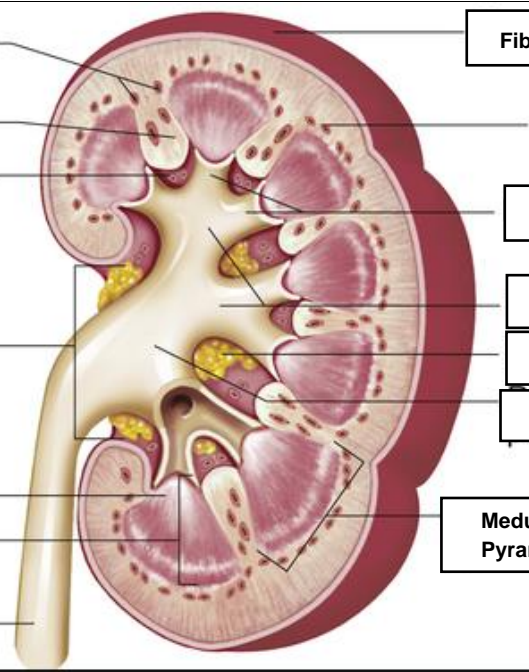


WORKSHEETS (LEMBAR KERJA)

Mata Kuliah	: Anatomi
Materi	: Anatomi Urinari
NIM>Nama Mahasiswa	: 2110101014/DEA RESITA

No	Keterangan	Pembahasan
1	<p>Urinary System</p>  <p>Renal Vein</p> <p>Hilum</p> <p>Inferior Vena Cava</p> <p>Urinary Bladder</p>	 <p>Renal Artery</p> <p>Kidney</p> <p>Abdominal Aorta</p> <p>Ureter</p> <p>Urethra</p>
	<p>Interlobular Arteries</p> <p>Renal Column</p> <p>Renal Sinus</p> <p>Hilum</p> <p>Renal Papilla Of Pyriamid</p> <p>Medulla</p> <p>Ureter</p>	 <p>Fibrous Capsule</p> <p>Cortex</p> <p>Minor Calyx</p> <p>Major Calyx</p> <p>Fat</p> <p>Renal Pelvis</p> <p>Medulla Pyramid</p>