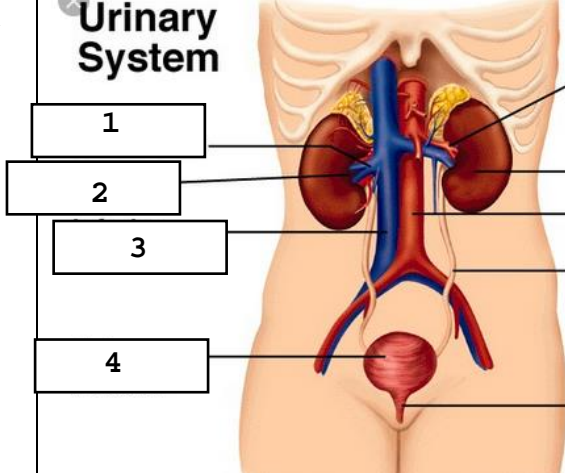
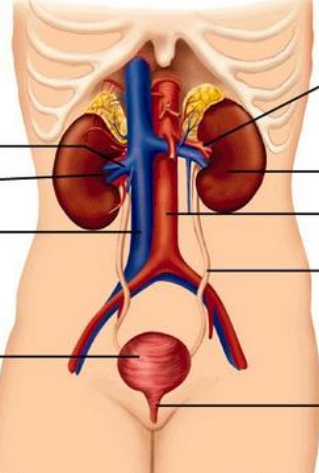
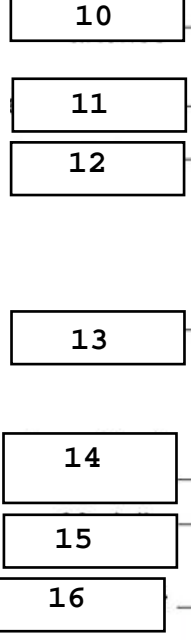


WORKSHEETS (LEMBAR KERJA)

| | |
|--------------------|------------------------------|
| Mata Kuliah | : Anatomi |
| Materi | : Anatomi Urinari |
| NIM>Nama Mahasiswa | : 2110101118/SUCI RAMADHINNA |

| No | Keterangan | Pembahasan |
|----|--|--|
| 1 | <p>Urinary System</p>  <p>1</p> <p>2</p> <p>3</p> <p>4</p> |  <p>5</p> <p>6</p> <p>7</p> <p>8</p> <p>9</p> <p>1. Renal artery 2. Renal hilum 3. Inferior vena cava 4. Urinary bladder 5. Renal artery 6. Kidney 7. Descending aorta (abdominal) 8. Ureter 9. Urethra</p> |
| | <p>10</p> <p>11</p> <p>12</p> <p>13</p> <p>14</p> <p>15</p> <p>16</p>  | <p>17</p> <p>18</p> <p>19</p> <p>20</p> <p>21</p> <p>22</p> <p>23</p> <p>10. Interlobular arteries 11. Renal column 12. Renal sinus 13. Hilum 14. Renal papilla of pyramid 15. Medulla 16. Ureter 17. Fibrous Capsule 18. Cortex 19. Minor calyces 20. Major Calyces 21. Fat capsule 22. Renal pelvis 23. Renal lobe</p> |