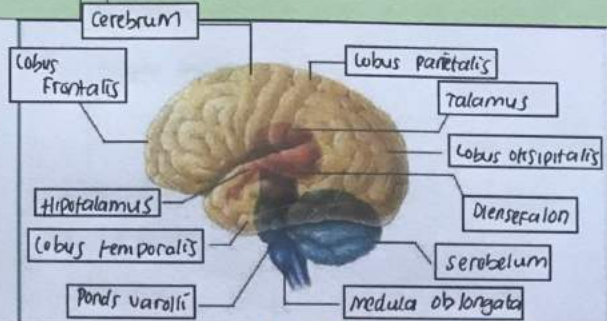
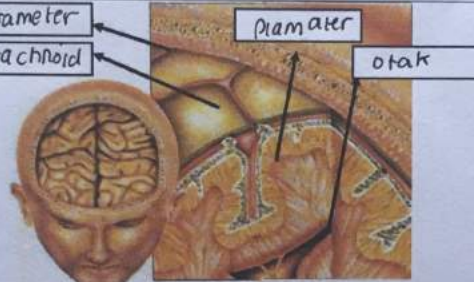
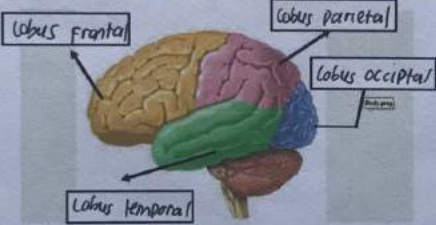
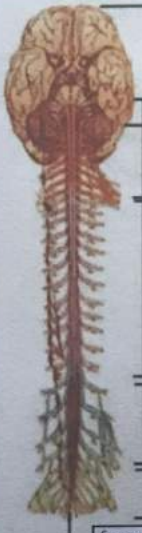


WORKSHEETS (LEMBAR KERJA)

Mata Kuliah	: Anatomi
Materi	: Anatomi Syaraf
NIM>Nama Mahasiswa	: Tiara Sinta A

No	Keterangan	Pembahasan
1	Pembagian sistem syaraf : a) Susunan syaraf pusat : otak dan sum-sum tulang belakang b) Susunan syaraf perifer 31 pasang syaraf sum-sum tulang belakang (spinal) dan 12 pasang syaraf otak (kranial)	
	Sebutkan 2 jenis sel pembangun sistem persyarafan sel Neuron dan sel Glia -	
	<p>Keterangan</p> <ol style="list-style-type: none"> 1. Nukleus 2. Akson 3. Selubung Myelin 4. Sel Schwann 5. Sinapsis / Terminal akson 6. Nodus ranvier 7. Badan sel 8. Dendrit 	<p>A hand-drawn diagram of a neuron. The cell body (soma) is purple and contains a green nucleus. It has several branching dendrites. A long axon extends from the cell body, covered by a yellow myelin sheath composed of Schwann cells. A gap in the sheath is labeled 'Node of Ranvier'. The axon ends in branching axon terminals.</p>
		<p>Otak terdiri dari ..otak..bawah...cerebrum)...otak kecil (cerebellum) dan ..batang..otak (c.brainstem)... 4 lobus pada cerebrum adalah lobus Frontal, Parietal, ..lobus..temporal... dan lobus ..occipital... dan ..</p>

No	Keterangan	Pembahasan
		 <p>Diagram of the human brain with the following labels:</p> <ul style="list-style-type: none"> Cerebrum Lobus Frontalis Lobus parietalis Talamus Lobus oksipitalis Hipotalamus Diencefalon Lobus temporalis Serebelum Pons varoli medula oblongata
		 <p>Diagram showing the meninges and brain tissue with the following labels:</p> <ul style="list-style-type: none"> Durameter arachnoid Piamater otak
	Lobus otak	 <p>Diagram of the four lobes of the brain with the following labels:</p> <ul style="list-style-type: none"> Lobus fronta Lobus parietal Lobus occipital Lobus temporal

No	Keterangan	Pembahasan
		<ul style="list-style-type: none"> <li data-bbox="398 199 554 263">Sistem Syaraf kepala (kranial) <li data-bbox="378 311 533 375">Saraf leher (8 pasang) <li data-bbox="378 454 533 518">Saraf punggung (12 pasang) <li data-bbox="378 598 533 662">Saraf pinggang (5 pasang) <li data-bbox="378 678 554 742">Saraf pinggul / Sakral (4 pasang) <li data-bbox="305 742 523 774">Saraf ekor (1 pasang) <div data-bbox="564 470 709 614" style="border: 1px solid black; padding: 5px; margin-top: 10px;"> Sistem saraf tulang belakang (spinal) </div>