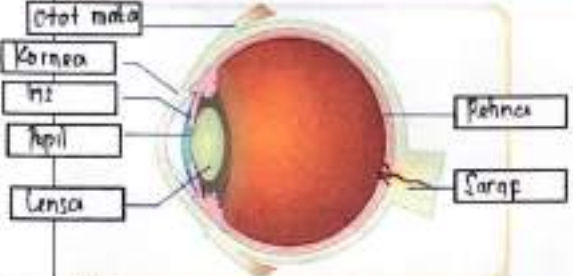

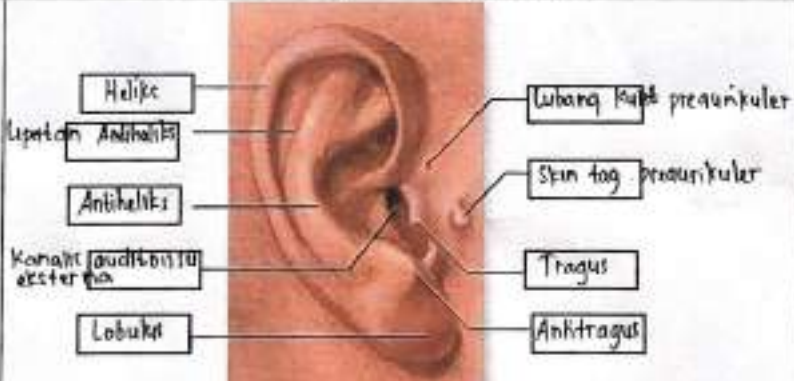
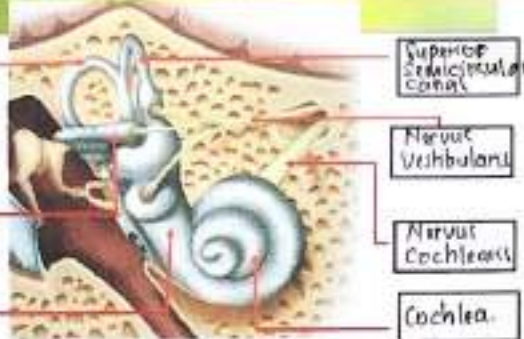
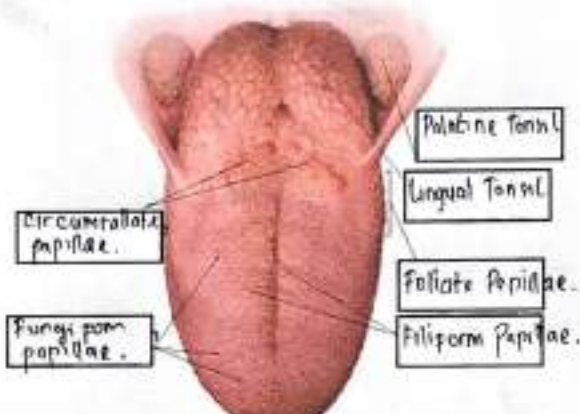


WORKSHEETS (LEMBAR KERJA)

Mata Kuliah	: Anatomi
Materi	: Anatomi Panca Indra
NIM>Nama Mahasiswa	: 2110101099 / Vianitadevi

No	Keterangan	Pembahasan
1	<p>Mata</p>  <p>Otot mata Kornea Iris Pupil Lensa Retina Saraf</p>	
	<p>Telinga</p>  <p>Daun telinga Tulang telinga Koklea Saraf pendengaran Gendang telinga Saluran telinga / lubang telinga Saluran eustacius</p>	
	 <p>Heliks Lipatan Antiheliks Antiheliks Kanalik auditoria eksterna Lobulet Lubang kubit preaurikuler Skin tag preaurikuler Tragus Antitragus</p>	

No	Keterangan	Pembahasan
	<p>Posterior semicircular Canal</p> <p>Lateral Semi circular Canal</p> <p>Vestibul</p>	 <p>Superior Semicircular Canal</p> <p>Nervus Vestibularis</p> <p>Nervus Cochlearis</p> <p>Cochlea</p>
		 <p>Palatine Tonsil</p> <p>Lingual Tonsil</p> <p>Foliate Papillae</p> <p>Filiform Papillae</p> <p>Fungiform papillae</p> <p>Circumvallate papillae</p>